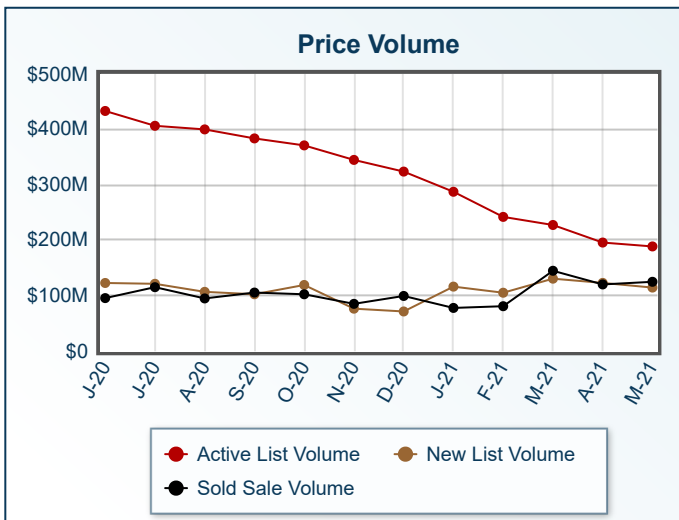
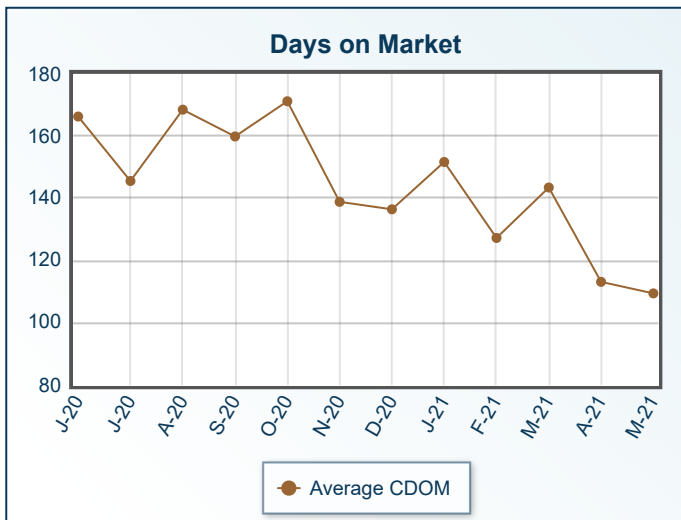
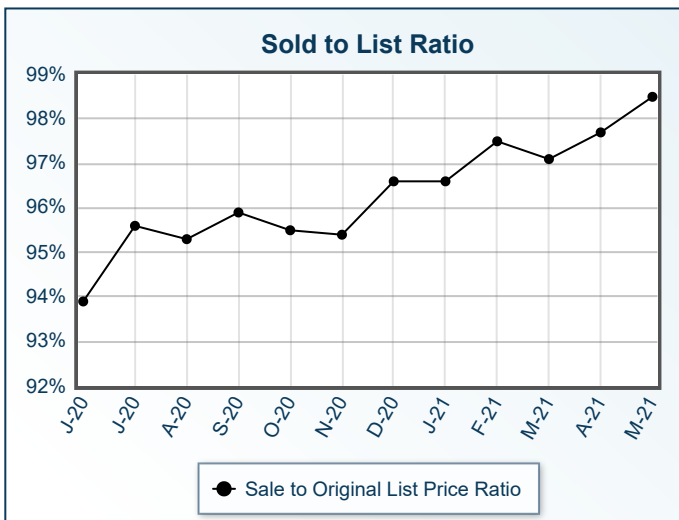
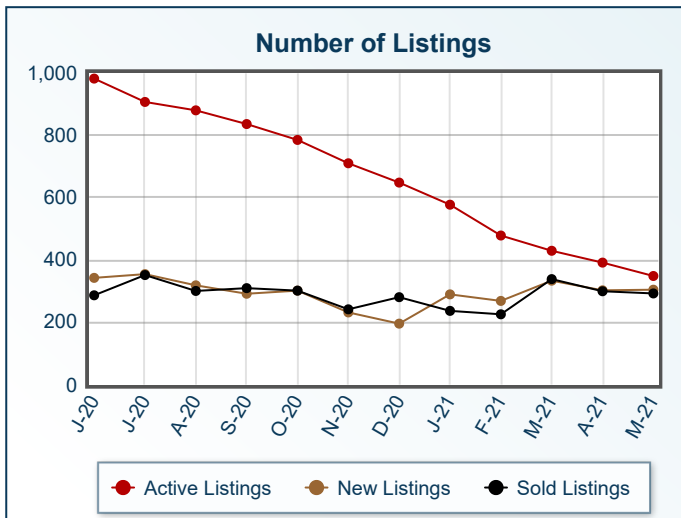


# Market Summary

Residential, May 2021



<b>Summary Statistics</b>						
	<b>May-21</b>	<b>May-20</b>	<b>% Chg</b>	<b>2021 YTD</b>	<b>2020 YTD</b>	<b>% Chg</b>
Absorption Rate	1.25	5.38	-76.77	1.71	5.3	-67.74
Average List Price	\$541,497	\$431,133	25.60	\$429,259	\$360,631	19.03
Median List Price	\$356,845	\$334,500	6.68	\$315,000	\$286,900	9.79
Average Sale Price	\$427,449	\$251,974	69.64	\$394,470	\$258,899	52.36
Median Sale Price	\$317,000	\$245,000	29.39	\$301,000	\$241,255	24.76
Average CDOM	109	134	-18.66	N/A	146	N/A
Median CDOM	65	71	-8.45	72	79	-8.86

	<b>Sold Listings</b>						<b>Pending Listings</b>						
	<b>This Month</b>			<b>Year to Date</b>			<b>This Month</b>			<b>Year to Date</b>			
	<b>2021</b>	<b>2020</b>	<b>% Chg</b>	<b>2021</b>	<b>2020</b>	<b>% Chg</b>	<b>2021</b>	<b>2020</b>	<b>% Chg</b>	<b>2021</b>	<b>2020</b>	<b>% Chg</b>	
0-29,999	9	24	-62.5	63	112	-43.7	0-29,999	6	23	-73.9	66	110	-40.0
30,000-39,999	0	1	-100.0	4	9	-55.6	30,000-39,999	0	0	0.0	5	2	150.0
40,000-49,999	0	1	-100.0	4	2	100.0	40,000-49,999	0	2	-100.0	3	5	-40.0
50,000-59,999	0	1	-100.0	0	4	-100.0	50,000-59,999	0	1	-100.0	0	9	-100.0
60,000-69,999	0	1	-100.0	3	3	0.0	60,000-69,999	0	2	-100.0	3	3	0.0
70,000-79,999	1	2	-50.0	4	5	-20.0	70,000-79,999	0	2	-100.0	5	7	-28.6
80,000-89,999	0	0	0.0	4	9	-55.6	80,000-89,999	1	1	0.0	3	5	-40.0
90,000-99,999	1	1	0.0	3	6	-50.0	90,000-99,999	1	6	-83.3	9	12	-25.0
100,000-119,999	3	4	-25.0	15	17	-11.8	100,000-119,999	4	5	-20.0	10	22	-54.5
120,000-139,999	3	5	-40.0	17	28	-39.3	120,000-139,999	3	6	-50.0	19	31	-38.7
140,000-159,999	7	6	16.7	32	33	-3.0	140,000-159,999	6	9	-33.3	34	31	9.7
160,000-179,999	8	7	14.3	40	44	-9.1	160,000-179,999	6	11	-45.5	40	42	-4.8
180,000-199,999	10	8	25.0	51	55	-7.3	180,000-199,999	10	14	-28.6	52	60	-13.3
200,000-249,999	33	33	0.0	235	163	44.2	200,000-249,999	58	43	34.9	278	181	53.6
250,000-299,999	46	31	48.4	214	145	47.6	250,000-299,999	44	56	-21.4	229	203	12.8
300,000-399,999	75	30	150.0	283	137	106.6	300,000-399,999	74	58	27.6	358	184	94.6
400,000-499,999	36	13	176.9	151	55	174.5	400,000-499,999	29	33	-12.1	166	89	86.5
500,000+	60	15	300.0	271	84	222.6	500,000+	45	42	7.1	308	114	170.2
<b>Totals</b>	<b>292</b>	<b>183</b>	<b>59.6</b>	<b>1394</b>	<b>911</b>	<b>53.0</b>	<b>Totals</b>	<b>287</b>	<b>314</b>	<b>-8.6</b>	<b>1588</b>	<b>1110</b>	<b>43.1</b>

	<b>Active Listings</b>						<b>New Listings</b>						
	<b>This Month</b>			<b>Year to Date</b>			<b>This Month</b>			<b>Year to Date</b>			
	<b>2021</b>	<b>2020</b>	<b>% Chg</b>	<b>2021</b>	<b>2020</b>	<b>% Chg</b>	<b>2021</b>	<b>2020</b>	<b>% Chg</b>	<b>2021</b>	<b>2020</b>	<b>% Chg</b>	
0-29,999	11	54	-79.6	140	253	-44.7	0-29,999	16	37	-56.8	103	172	-40.1
30,000-39,999	3	3	0.0	8	6	33.3	30,000-39,999	1	0	N/A	5	3	66.7
40,000-49,999	1	3	-66.7	5	8	-37.5	40,000-49,999	1	1	0.0	5	5	0.0
50,000-59,999	0	6	-100.0	0	16	-100.0	50,000-59,999	0	1	-100.0	0	11	-100.0
60,000-69,999	0	5	-100.0	3	8	-62.5	60,000-69,999	0	0	0.0	1	3	-66.7
70,000-79,999	1	3	-66.7	7	11	-36.4	70,000-79,999	0	2	-100.0	4	8	-50.0
80,000-89,999	0	3	-100.0	5	7	-28.6	80,000-89,999	1	0	N/A	3	4	-25.0
90,000-99,999	0	9	-100.0	9	18	-50.0	90,000-99,999	1	3	-66.7	7	11	-36.4
100,000-119,999	4	8	-50.0	15	31	-51.6	100,000-119,999	4	3	33.3	11	18	-38.9
120,000-139,999	4	19	-78.9	23	55	-58.2	120,000-139,999	3	5	-40.0	15	32	-53.1
140,000-159,999	10	31	-67.7	45	75	-40.0	140,000-159,999	7	15	-53.3	30	42	-28.6
160,000-179,999	6	40	-85.0	49	93	-47.3	160,000-179,999	5	18	-72.2	38	62	-38.7
180,000-199,999	9	51	-82.4	62	109	-43.1	180,000-199,999	9	13	-30.8	48	67	-28.4
200,000-249,999	34	110	-69.1	325	307	5.9	200,000-249,999	49	47	4.3	239	208	14.9
250,000-299,999	49	142	-65.5	274	349	-21.5	250,000-299,999	55	48	14.6	212	233	-9.0
300,000-399,999	68	188	-63.8	425	420	1.2	300,000-399,999	68	64	6.3	320	252	27.0
400,000-499,999	43	152	-71.7	218	264	-17.4	400,000-499,999	36	22	63.6	159	130	22.3
500,000+	106	279	-62.0	463	447	3.6	500,000+	49	33	48.5	301	186	61.8
<b>Totals</b>	<b>349</b>	<b>1106</b>	<b>-68.4</b>	<b>2076</b>	<b>2477</b>	<b>-16.2</b>	<b>Totals</b>	<b>305</b>	<b>312</b>	<b>-2.2</b>	<b>1501</b>	<b>1447</b>	<b>3.7</b>